

Series 33 - Control Transformers

Series 33 Control Transformers are designed with a NEMA Type 1, indoor type enclosure and are fitted with 8" leads exiting through a 1/2" chase nipple. Dual mounting provisions are provided for both foot mount or direct knockout mount in point of use applications. This unique mounting feature conveniently locates all leads within enclosures or handy boxes.

The 33 Series Transformers are normal reactance, isolation type designs. Typical applications include voltage reduction for solenoids, magnetic switches, control valves, as well as many other HVAC applications.

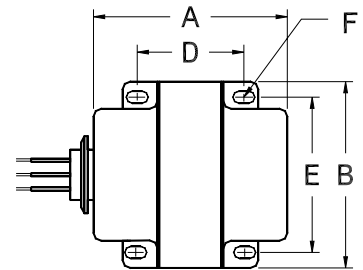
Features



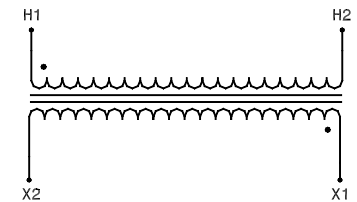
- NEMA Type 1, indoor enclosure.
- Available primary voltages include 480, 277, 240, 208, 120, 50 / 60 Hertz.
- Special order voltages include 600, 380, 115, 12, and 6 volts.
- Available with manually resettable circuit breakers.
- Consult factory for desired voltage combinations and VA sizes not listed.
- Dual mounting capability.

General Information			Capacity		Dimensions					
kVA Cap.	Catalog Number	Wgt. Lbs	Maximum Amps		Height A	Width B	Depth C	Mounting		Slot Size F
			Pri.	Sec.				D	E	
Primary 240 Volts, Secondary Volts 120, 50 / 60 Hz										
.050	33-050-H	2.7	.20	.41	3.19	3.00	2.50	1.69	2.50	.188 x .344
.100	33-100-H	4	.41	.83	3.63	3.38	2.81	2.13	2.50	.188 x .375
Primary Volts, 240 x 480, Secondary Volts 24, 50 / 60 Hz										
.050	33-050-HLK	2.7	.20/.10	2.08	3.19	3.00	2.50	1.69	2.50	.188 x .344
.100	33-100-HLK	4	.41/.21	4.16	3.63	3.38	2.81	2.13	2.50	.188 x .375
Primary Volts 120, Secondary 24, 50 / 60 Hz										
.050	33-050-K	2.7	.41	2.08	3.19	3.00	2.50	1.69	2.50	.188 x .344
.100	33-100-K	4	.83	4.16	3.63	3.38	2.81	2.13	2.50	.188 x .375
Primary Volts 240 x 480, Secondary Volts 120, 50 / 60 Hz										
.050	33-050-PM	2.7	.20/.10	.41	3.19	3.00	2.50	1.69	2.50	.188 x .344
.100	33-100-PM	4	.41/.21	.83	3.63	3.38	2.81	2.13	2.50	.188 x .375
.150	33-150-PM	6	.62/.31	1.25	4.00	3.75	3.13	2.38	3.25	.219 x .375
.250	33-250-PM	9	1.0/.52	2.08	4.25	3.75	4.500	3.125	3.250	.219 x .438
Primary Volts 208, Secondary Volts 120, 50 / 60 Hz										
.050	33-050-17	2.7	.24	.41	3.19	3.00	2.50	1.69	2.50	.188 x .344
.100	33-100-17	4	.48	.83	3.63	3.38	2.81	2.13	2.50	.188 x .375
Primary Volts 208, Secondary Volts 24, 50 / 60 Hz										
.050	33-050-18	2.7	.24	2.08	3.19	3.00	2.50	1.69	2.50	.188 x .344
.100	33-100-18	4	.48	4.16	3.63	3.38	2.81	2.13	2.50	.188 x .375
Primary Volts 277, Secondary Volts 24, 50 / 60 Hz										
.050	33-050-26	2.7	.18	2.08	3.19	3.00	2.50	1.69	2.50	.188 x .344
.100	33-100-26	4	.36	4.16	3.63	3.38	2.81	2.13	2.50	.188 x .375
Primary Volts 277, Secondary Volts 120, 50 / 60 Hz										
.050	33-050-82	2.7	.18	.41	3.19	3.00	2.50	1.69	2.50	.188 x .344
.100	33-100-82	4	.36	.83	3.63	3.38	2.81	2.13	2.50	.188 x .375

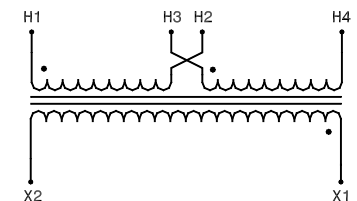
Dimensions & weights may change. Consult factory for certified drawings.



SINGLE PRIMARY



DUAL PRIMARY



Series 36 - Signaling

Series 36 Signaling Transformers are designed to operate a wide variety of low voltage devices including complete signaling systems, AC horns and bells, and low voltage relays and controls. All 36 Series are supplied with a spacious wiring compartment and double knockouts for ease of installation.

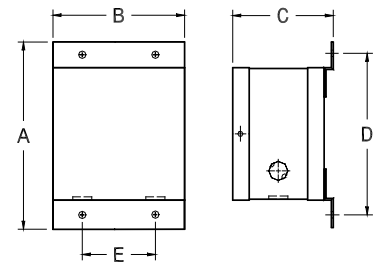
Other low voltage transformers may be found in the 33 Series and in the General Purpose Type M, Type Y and Type LM Series.

Features

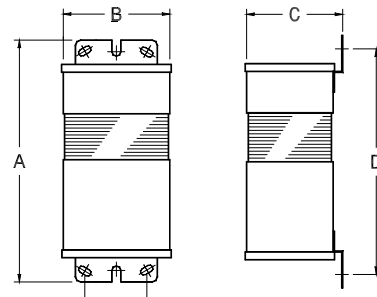


- NEMA Type 1 indoor enclosure.
- VA Capacity range from 50 VA to 1000 VA.
- Available primary voltages include 120, 240, and 480.
- 60 Hertz.
- Multiple secondary voltages of 4-8-12-16-20-24.
- Primary and secondary leads are partitioned in separate wiring compartments.
- Consult factory for desired voltage combinations and VA sizes not listed.

General Information			Capacity		Dimensions (inches)				
kVA Cap.*	Catalog Number	Wgt. Lbs	Maximum Amps		Height A	Width B	Depth C	Mounting	
			Pri.	Sec.				D	E
Primary Volts 120, Secondary Volts 4-8-12-16-20-24, 60 Hz									
.050	36-05-A	4	.41	2.08	6.31	3.63	3.37	5.56	2.50
.100	36-10-A	6	.83	4.16	7.12	4.06	3.50	6.44	2.50
.250	36-25-A	9	2.08	10.4	8.00	5.00	4.13	7.25	2.50
.500	36-50-A	16	4.16	20.8	11.50	5.88	4.88	10.50	3.81
.750	36-75-A	21	6.25	31.2	12.38	5.88	4.88	11.25	3.81
1.0	36-100-A	29	8.33	41.6	13.63	5.88	4.88	12.50	3.81
Primary Volts 240, Secondary Volts 4-8-12-16-20-24, 60 Hz									
.050	36-05-C	4	.20	2.08	6.31	3.63	3.37	5.56	2.50
.100	36-10-C	6	.41	4.16	7.12	4.06	3.50	6.44	2.50
.250	36-25-C	9	1.0	10.4	8.00	5.00	4.13	7.25	2.50
.500	36-50-C	16	2.08	20.8	11.50	5.88	4.88	10.50	3.81
.750	36-75-C	21	3.13	31.2	12.38	5.88	4.88	11.25	3.81
1.0	36-100-C	29	4.16	41.6	13.63	5.88	4.88	12.50	3.81
Primary Volts 480, Secondary Volts 4-8-12-16-20-24, 60 Hz									
.050	36-05-N	4	.10	2.08	6.31	3.63	3.37	5.56	2.50
.100	36-10-N	6	.20	4.16	7.12	4.06	3.50	6.44	2.50



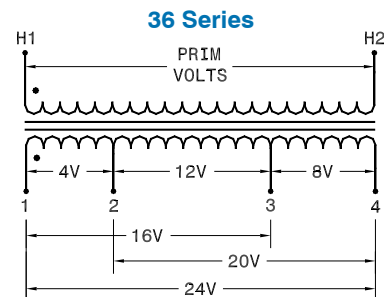
50 VA - 250 VA Wall Mount



500 VA - 1000 VA Wall Mount

*VA capacity at 24 volt secondary tap only. To determine VA capacity at other secondary taps, multiply voltage of tap being used by maximum secondary current. Example: Using 8 volt tap on 36-10-A, VA capacity would be 8 (volts) x 4.16 (amps) = 33.6 VA.

Shaded catalog numbers on this page indicate transformers not carried in factory stock. Consult factory or your Dongan® Representative for price and delivery.



Dimensions & weights may change. Consult factory for certified drawings.